

II . Business Performance

1. Overall Business Performance Analysis

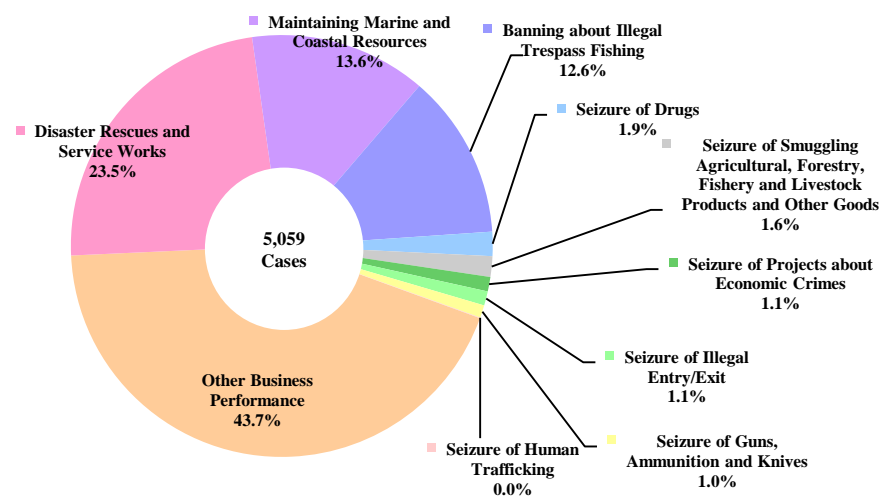
The business performance of CGA was divided by case characteristics, into such 10 categories as “Seizure of Guns, Ammunition and Knives”, “Seizure of Drugs”, “Seizure of Smuggling Agricultural, Forestry, Fishery and Livestock Products and Other Goods”, “Seizure of Illegal Entry/Exit”, “Seizure of Human Trafficking”, “Seizure of Projects about Economic Crimes”, “Banning about Illegal Trespass Fishing”, “Maintaining Marine and Coastal Resources”, “Disaster Rescues and Service Works” and “Other Business Performance”. In this section, the number of overall business performance cases and the number of suspects will be first analyzed, and each category of business performance will be analyzed in next section.

1.1 Statistics of Performance Cases

1.1.1 Structure and changes of performance cases

There were total 4,864 business performance cases of CGA in 2020, increased by 541 cases or 12.5% comparing with last year; if cross-categories cases were counted, the total number of cases was 5,059, increased by 558 cases or 12.4%, mainly due to Disaster Rescues and Service Works, Banning about Illegal Trespass Fishing and Other Business Performance respectively increased by 229, 209 and 178 cases. To make an observation by category, among total business performance, Other Business Performance with 2,212 cases was the most, accounting for 43.7%, due to the influence of 889 Dealing with Violation of Vessel and Fishery Management Cases, 470 Fishing Protection and Patrol Operations at Economic Zone cases, and 391 Banning Trespass Non-Fishing Vessels cases; the next was Disaster Rescues and Service Works with 1,187 cases, accounting for 23.5%; the third was Maintaining Marine and Coastal Resources with 686 cases, accounting for 13.6%.

Figure 2.1 2020 Structure of Business Performance Cases



1.1.2 The statistics of performance cases by sector

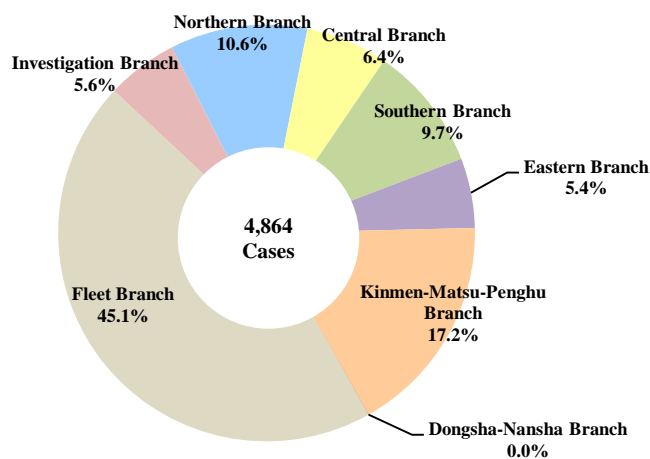
CGA has eight branches, and due to the different business characteristics of the dispatched units and the different boundary areas of the jurisdictions, the effectiveness of the investigations was slightly different. The following is to make an observation by each branch where Coastal Patrol Corps, Offshore Flotilla, and Reconnaissance Brigade are included:

Coastal Patrol Corps was included in Northern, Central, Southern, Eastern, and Kinmen-Matsu-Penghu Branches. In 2020, total number of business performance cases was 2,400, if cross-categories cases were counted, the total number of cases was 2,401, increased by 201 cases or 9.1% comparing with last year. As for the seizure category, Other Business Performance, among which Violation of Vessel and Fishery Management Cases was the main category, ranked the 1st, accounting for 47.5%; the next was Disaster Rescues and Service Works, accounting for 25.1%, and the third was Maintaining Marine and Coastal Resources, accounting for 23.5%.

Fleet Branch including the Offshore Flotilla seized 2,192 cases in 2020, if cross-categories cases were counted, the total number of cases was 2,372, increased by 559 cases or 30.8% comparing with last year. As for the seizure category, Other Business Performance, among which Fishing Protection and Patrol Operations at Economic Zone, and Banning Trespass Non-Fishing Vessels were the main type (accounting for 42.1%), Banning about Illegal Trespass Fishing (26.7%), and Disaster Rescues and Service Works (23.9%) were the top three.

Investigation Branch including the Reconnaissance Brigade seized 270 cases in 2020, if cross-categories cases were counted, the total number of cases was 284, decreased by 201 cases or 41.4% comparing with last year. The main seizure categories were crime investigation cases such as Seizure of Drugs (accounting for 27.8%), Other Business Performance, among which Seizure of Undocumented Migrant Worker Cases was the main category (26.1%), Seizure of Smuggling Agricultural, Forestry, Fishery and Livestock Products and Other Goods (16.2%), Seizure of Illegal Entry/Exit (13.0%), and Seizure of Guns, Ammunition and Knives (9.2%) in turn.

Figure 2.2 2020 The Statistics of Business Performance Cases — by Sector



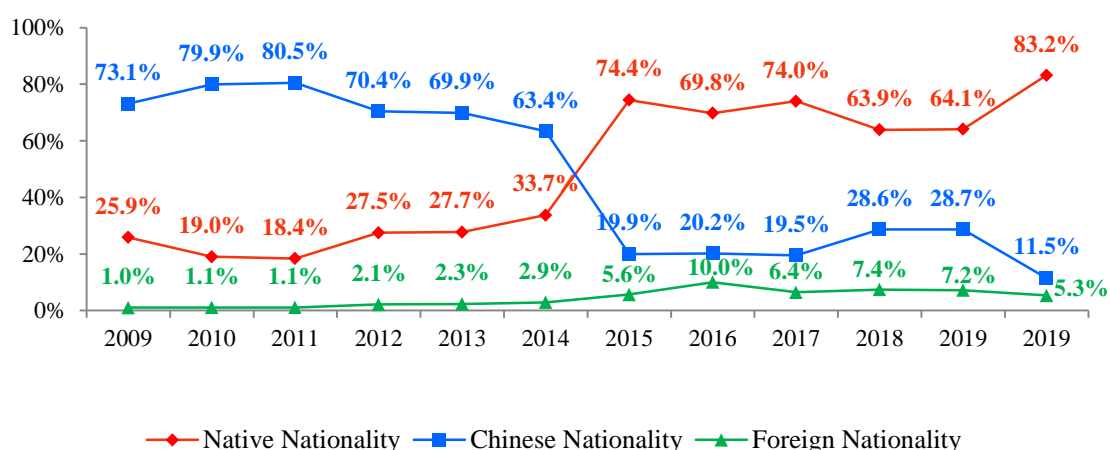
1.1.3 Seized area for performance cases

If the seized areas are divided into six areas as sea, coast, port, waterway, inland and airport, in 2020, the mainly seized areas were four as sea accounting for 40.1%, port accounting for 33.8%, coast accounting for 18.1%, and inland accounting for 7.5% in turn. If an observation is made by county/city, there were 1,682 seized cases in three counties as Kinmen, Lienchiang, and Penghu in offshore islands of Taiwan, accounting for 34.6%. In Taiwan Island, there were 454 seized cases in Pingtung County as the top one, accounting for 9.3%, 385 seized cases in Kaohsiung City as the second, accounting for 7.9%, and 337 seized cases in New Taipei City as the third, accounting for 6.9%.

1.2.1 The suspects seized by sex and nationality

There were total 2,357 suspects seized for business performance of CGA in 2020, with a decrease of 431 persons, comparing with last year that mainly because the suspects for Banning about Illegal Trespass Fishing decreased by 370 persons. If an observation is made by nationality, there were 1,961 natives, accounting for 83.2%, 271 Chinese suspects, accounting for 11.5%, and 125 foreigners, accounting for 5.3%. If an observation is made by sex, 2,276 persons were male, accounting for 96.6%, and 81 persons were female, accounting for 3.4% only.

**Figure 2.3 The Statistics of Suspects for Business Performance for Years
— by Nationality**



1.2.2 The suspects seized by age and education

Among the suspects seized in 2020, most were 40 years old and over, accounting for 76.8%; those who 30 ~ 39 years old were accounting for 15.2%. If an observation is made by education, 1,477 persons of illiterate (including unknown) were the most, accounting for 62.7%; 313 persons graduated from senior (vocational) high school ranked the second, accounting for 13.3%; 303 persons graduated from junior (vocational) high school, accounting for 12.9% and 188 persons from elementary school, accounting for 8.0%, ranked 3rd and 4th respectively. In terms of case category, the suspects of Seizure of Guns, Ammunition and Knives, Seizure of Drugs most were graduated from senior (vocational) high school and junior (vocational) high school; the suspects of Seizure of Smuggling Agricultural, Forestry, Fishery and Livestock Products and Other Goods most were graduated from senior (vocational) high school, elementary school and junior (vocational) high school, the suspects of Seizure of Illegal Entry/Exit, Seizure of Human Trafficking and Seizure of Projects about Economic Crimes most were graduated from senior (vocational) high school and junior (vocational) high school; the suspects of Banning about Illegal Trespass Fishing most were illiterate (including unknown) and graduated from elementary school; the suspects of Maintaining Marine and Coastal Resources and Other Business Performance most were illiterate (including unknown).

Figure 2.4 2020 The Statistics of Suspects for Business Performance — by Age

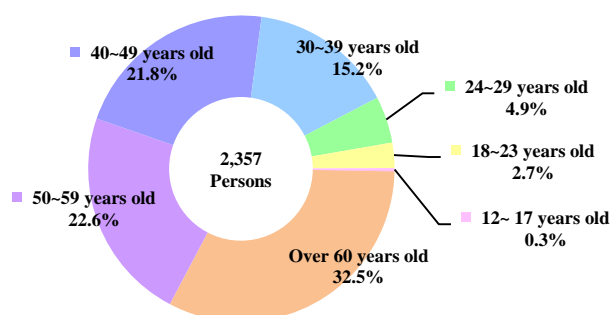
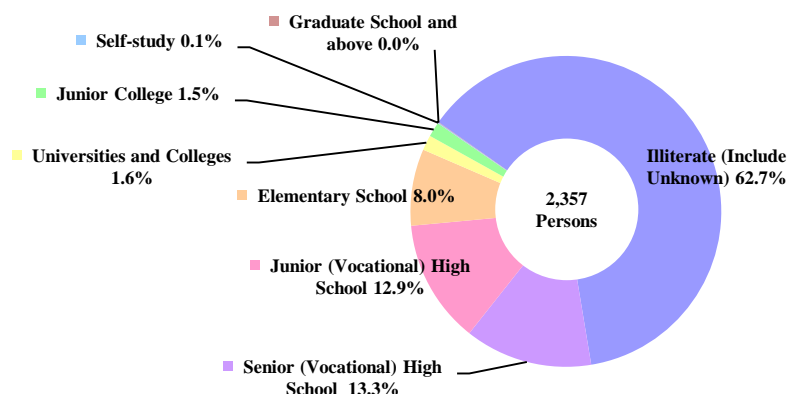


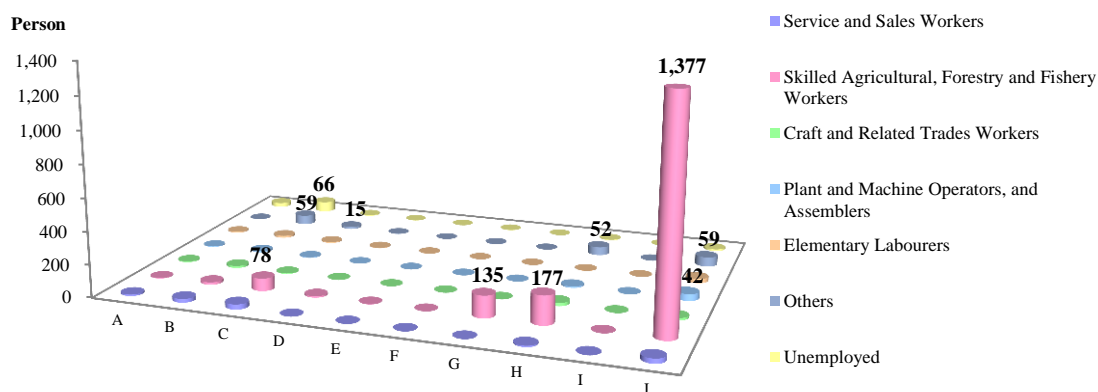
Figure 2.5 2020 The Statistics of Suspects for Business Performance — by Education



1.2.3 The suspects seized by occupation

Among the suspects seized in 2020, most were Skilled Agricultural, Forestry and Fishery Workers of 1,786 persons, accounting for 75.8%. In terms of case category, most suspects of Seizure of Guns, Ammunition and Knives were Unemployed. Most suspects of Seizure of Drugs were Unemployed and Others. Most suspects of Seizure of Drugs were Unemployed and Others. Most suspects of Seizure of Illegal Entry/Exit and Seizure of Human Trafficking were Skilled Agricultural, Forestry and Fishery Workers, Elementary Labourers. Most suspects of Seizure of Projects about Economic Crimes were Others. Most suspects of remained seized case were Skilled Agricultural, Forestry and Fishery Workers.

Figure 2.6 2020 The Statistics of Suspects for Business Performance — by Occupation



- A : Seizure of Guns, Ammunition and Knives
- B : Seizure of Drugs
- C : Seizure of Smuggling Agricultural, Forestry, Fishery and Livestock Products and Other Goods
- D : Seizure of Illegal Entry/Exit
- E : Seizure of Human Trafficking
- F : Seizure of Projects about Economic Crimes
- G : Banning about Illegal Trespass Fishing
- H : Maintaining Marine and Coastal Resources
- I : Disaster Rescues and Service Works
- J : Other Business Performance

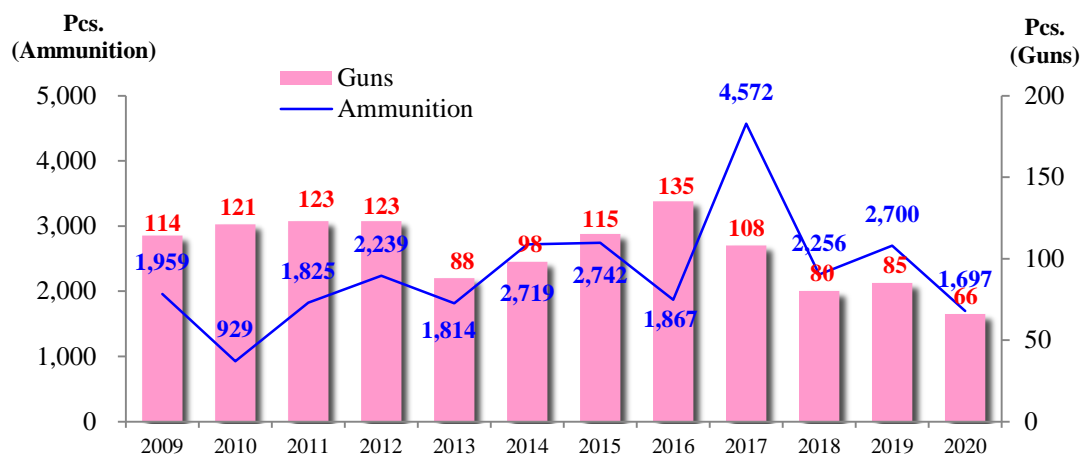
2. Analysis of Major Case Categories

2.1 The Statistics of Guns, Ammunition and Knives Seized

The number of Guns, Ammunition and Knives Seized in 2020 was 49 cases, decreased by 19 cases or 27.9% comparing with last year, among which 66 guns were seized with a decrease of 19 pieces or 22.4% comparing with last year. 1,697 pieces of ammunition were seized with a decrease of 1,003 pieces or 37.1%. By seized sector, the Investigation Branch seized 26 cases as the most, accounting for 53.1%; the Fleet Branch seized 22 cases as the second, accounting for 44.9%; the Southern Branch only seized 1 case as the third, accounting for 2.0%. As for the areas where the Guns, Ammunition and Knives Seized, inland was the most, accounting for 98.0%.

If an observation is made by county/city, there were 12 pieces of guns seized in Changhua County as the most, 8 pieces seized in Taoyuan City as the second, and 6 pieces seized in Taipei City, Kaohsiung City and Pingtung County respectively as the third. In addition, in term of ammunition seized, there were 938 pieces seized in Taoyuan City as the most, 320 pieces seized in Tainan City as the second and 130 pieces seized in Changhua County as the third.

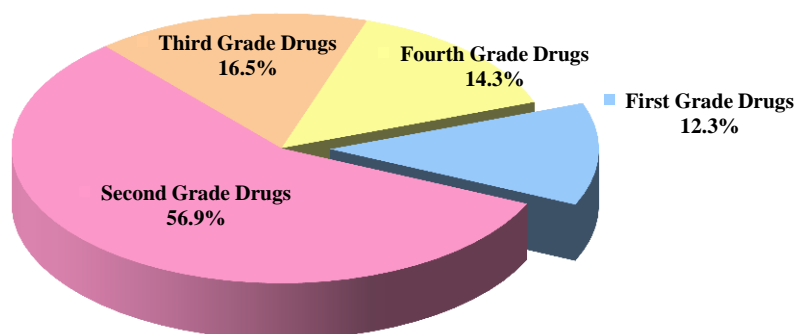
Figure 2.7 The Statistics of Guns and Ammunition Seized for Years



2.2 The Statistics of Drugs Seized

94 cases and 8,047.1 kg of drugs were seized in 2020, among which 4,580.3 kg of the Second Grade Drugs were seized, accounting for 56.9% as the most, among which Amphetamine accounted for 99.5%; 1,325.6 kg of the Third Grade Drugs were seized, among which Meow Meow and semi-finished products as the major, accounted for 16.5% as the second; 1,151.1 kg of the Fourth Grade Drugs were seized, among which Methylpropionophenone as the major, accounting for 14.3% as the third; 990.1 kg of the First Grade Drugs were seized, accounting for 12.3% as the Fourth, among which Heroin and Cocaine accounted for 61.3% and 38.7% respectively. In addition, 3 drugs manufacturing factories listed by National Police Agency were all situated in Pingtung County.

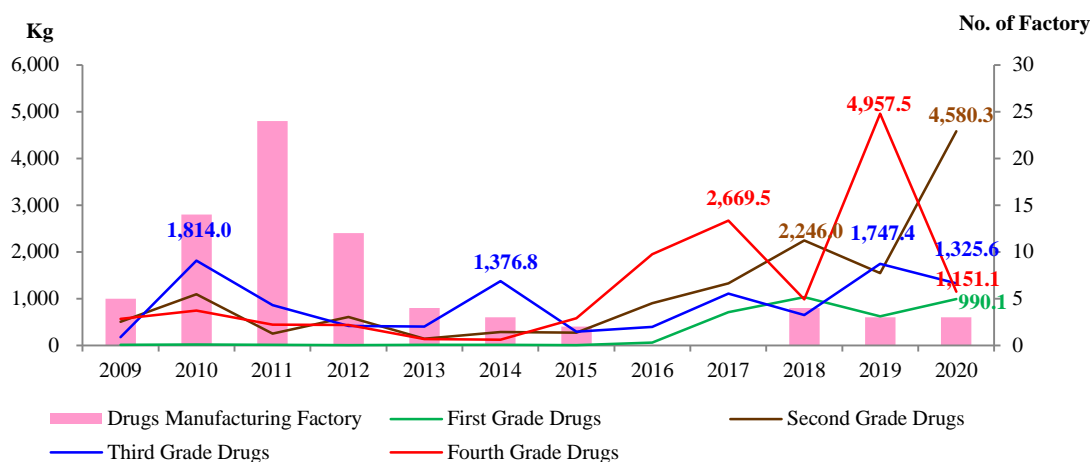
Figure 2.8 2020 The Statistics of Drugs Seized Structure



Comparing with last year, the number of seized cases decreased by 52 cases or 35.6%, and the seized number of drugs decreased by 826.9 kg or 9.3%. Among which the Fourth Grade Drugs decreased by 3,806.5 kg, with a decrease rate of 76.8%. The Third Grade Drugs decreased by 421.9 kg, with a decrease rate of 24.1%. The seized number of the Second Grade Drugs and the First Grade Drugs respectively decreased by 3,035.1 kg and 366.4 kg, with an increase rate of 196.4% and 58.7%.

In terms of seized sector, the Investigation Branch seized 79 cases as the most, accounting for 84.0%; the Fleet Branch seized 12 cases, accounting for 12.8% as the second. As for the areas where the Drugs Seized, inland was the most, accounting for 88.3%. To make an observation on seized amount of drugs by county/city, under cross-strait substantive cooperation for fighting against crime and international cooperation, in 2020, 984.0 kg of drugs were seized in Mainland China, and 3,766.5 kg of drugs were seized in Vietnam, Japan, Italy, Philippines and Thailand, together accounting for 59.0%. As for in Taiwan area where the seized quantity was over 100 kg, Pingtung County (2,064.4 kg), Taichung City (869.2 kg), New Taipei City (104.6 kg), and Chiayi County (100.8 kg) were in turn, together accounting for 39.0%.

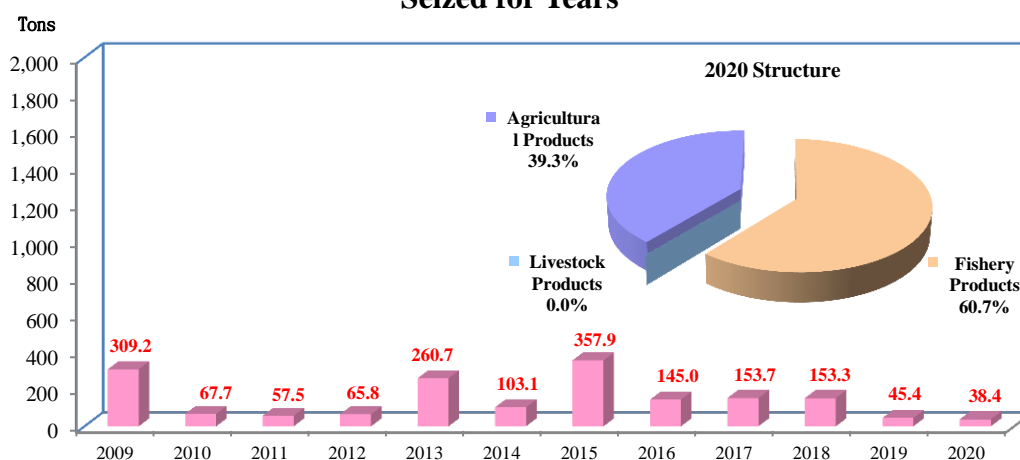
Figure 2.9 The Statistics of Drugs Seized for Years



2.3 The Statistics of Smuggling Agricultural, Forestry, Fishery and Livestock Products and Other Goods Seized

In 2020, there were 80 cases of Seizure of Smuggling Agricultural, Forestry, Fishery and Livestock Products and Other Goods, less 75 cases or 48.4% than last year. By seized sector, the Investigation Branch seized 46 cases as the most, accounting for 57.5 % ; the Kinmen-Matsu-Penghu Branch seized 10 cases as the second, accounting for 12.5%; the Fleet Branch seized 9 cases as the third, accounting for 11.3%. As for the seized areas, inland and port were the major, accounting for 36.3% and 33.8% respectively, following by sea (16.3%), coast (11.3%) and airport (2.5%) in turn. To make an observation by the smuggling origin and source channels, if unknown area and unknown channel were excluded, 31 cases from Mainland China and 26 cases smuggling by the vessel were the major respectively. The analysis is described by seized items as follows:

Figure 2.10 The Statistics of Agricultural, Forestry, Fishery and Livestock Products Seized for Years



2.3.1 Agricultural, Forestry, Fishery and Livestock Products

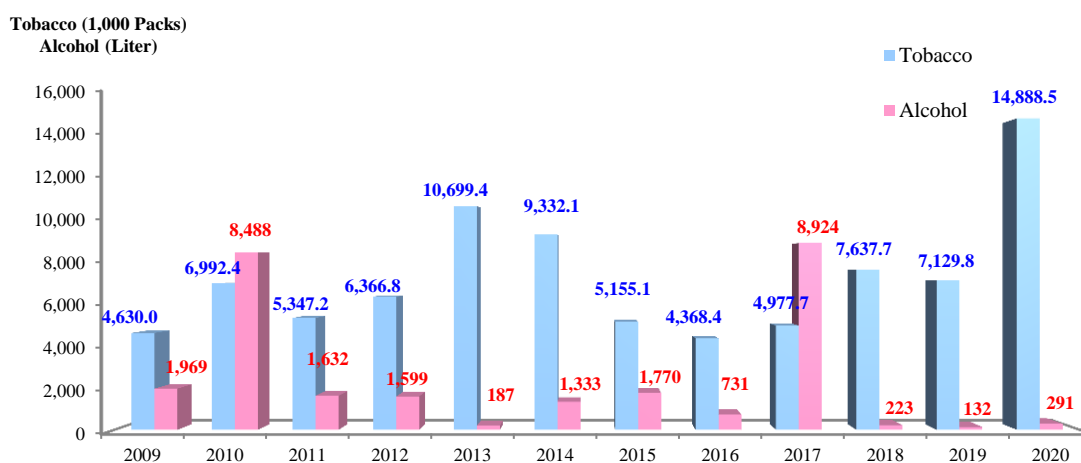
In 2020, total 27 cases and 38.4 tons of the Agricultural, Forestry, Fishery and Livestock Products were seized, with a decrease of 47 cases and 7.0 tons comparing with last year. Among which the seized number of agricultural products was 15.1 tons, with a decrease of 7.3 tons comparing with last year, and most of which were mushrooms smuggled from Mainland China; as for the fishery products, the seized number was 23.0 tons, with an increase of 0.2 tons, and most of which were sardines. The seized number of Livestock Products was 10.7 kg only, with an increase of 8.3 kg. In addition, 162 smuggling live animals were seized in 2020, and most of which were conservation parrots.

2.3.2 Other Smuggling Goods

The other smuggling goods mainly included tobacco, alcohol, and other goods. In 2020, there were 14,888,466 packs of smuggling tobacco seized. Comparing with last year, the number was increased by 7,758,698 packs or 108.8%, among which 12,528,199 packs of Chinese tobacco were seized as the most, accounting for 84.1%, with an increase of 10,169,677 packs, comparing with last year. 2,257,570 packs of foreign tobacco were seized as the second, accounting for 15.2%, with a decrease of 2,417,541 packs. Only 102,697 packs of domestic tobacco were seized, accounting for 0.7%, with an increase of 6,562 packs. If an observation is made by county/city, 5,555,100 packs were seized in Penghu County, following by 5,376,711 packs seized in Taichung City and 1,281,041 pack seized in Lienchiang County in turn, together accounting for 82.0%.

In 2020, the total number of smuggling alcohol was 291 liters, with an increase of 159 liters or 120.9% comparing with last year. Among which, there 269 liters of Foreign alcohol, account for 92.6%, with an increase of 269 liters; 22 liters of Chinese alcohol accounting for 7.4%, with a decrease of 110 liters. If an observation is made by county/city, included Lienchiang County (228 liters), Kaohsiung City (61 liters) and Keelung City (2 liters).

Figure 2.11 The Statistics of Tobacco, Alcohol for Years

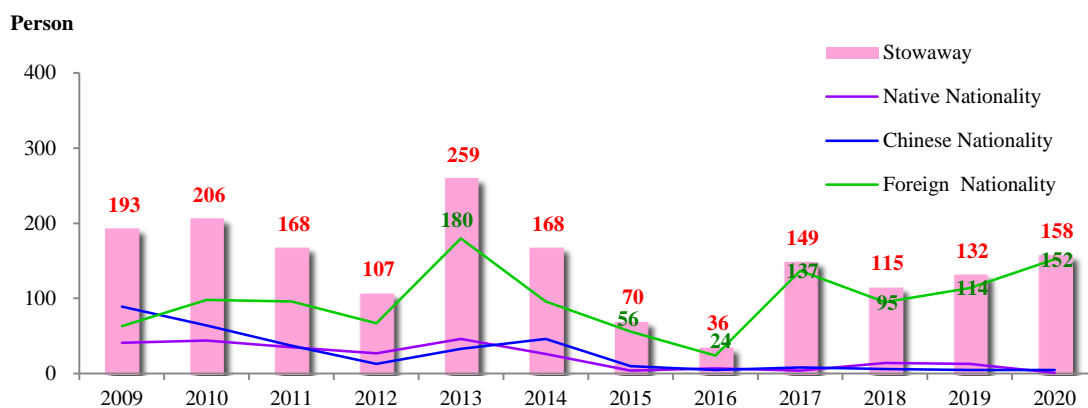


2.4 The Statistics of Illegal Entry/Exit Seized

In 2020, there were 55 Seizure of Illegal Entry/Exit cases, 15 suspects and 158 stowaways. Comparing with last year, 45 cases, 65 suspects were decreased, and 26 stowaways were increased respectively. Among stowaways, there were 152 foreigners (148 persons of Vietnamese nationality and 4 persons of Indonesian nationality included) as the most, accounting for 96.2%, with an increase of 38 persons, 5 Chinese persons as the second, accounting for 3.2%, same as last year, and 1 native person as the third, accounting for 0.6%, with a decrease of 12 persons.

If an observation is made by sector, among which the Investigation Branch with 37 cases was the most, accounting for 67.3%; the Fleet Branch with 12 cases was the second, accounting for 21.8 %; the Kinmen-Matsu-Penghu Branch with 5 cases was the third, accounting for 9.1%. As for seized area and county/city, it showed inland of 34 cases as the most, which mainly in Taoyuan City (8 cases), Taichung City and Tainan City (5 cases respectively) as the top three; 17 cases were seized at coast as the second, mainly in Taoyuan City (5 cases), and Kinmen County (4 cases); 3 cases were seized at sea as the third, distributing in Pingtung County (2 cases) and Kinmen County (1 case).

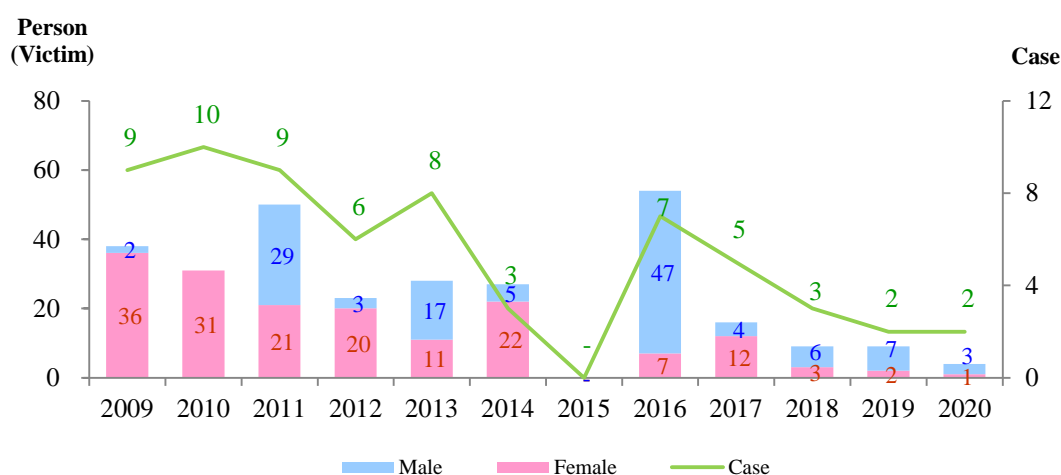
Figure 2.12 The Statistics of Stowaways Seized for Years



2.5 The Statistics of Human Trafficking Seized

In 2020, there were 2 cases and 2 suspects of Human Trafficking Seized. Comparing with last year, the number of cases was the same, 23 suspects were decreased. There were 4 rescued victims, all of which were foreigners, among which, 3 males were Labor Exploitation victims of Filipino nationality; 1 female was Sexual Exploitation victims of Indonesian nationality, with a decrease of 5 victims comparing with last year. As for the areas and counties/cities where the cases were seized for handle, they were at the coast of Lunbei in Yunlin County and Houbihu fishing port in Pingtung County respectively.

Figure 2.13 The Statistics of Human Trafficking Seized for Years



2.6 The Statistics of Projects about Economic Crimes Seized

The Projects about Economic Crimes seized by CGA included four categories as Seizure of Counterfeit Currency Cases, Seizure of Counterfeits and Piracies Cases, Seizure of Violate the Money Laundering Control Act Cases, and Seizure of Counterfeit, Substandard and Banned Drugs. In 2020, there were 56 cases of Projects about Economic Crimes seized. Comparing with last year, 22 cases were increased, mainly due to the increase of 22 cases of Counterfeit, Substandard and Banned Drugs. In addition, 1 case against the Money Laundering Control Act Cases was seized. Keelung Reconnaissance Brigade seized 4.785 kilograms of gold (equivalent to NT\$6.817 million) smuggling out of the country at Taoyuan International Airport, which was the first time CGA has seized such a case.

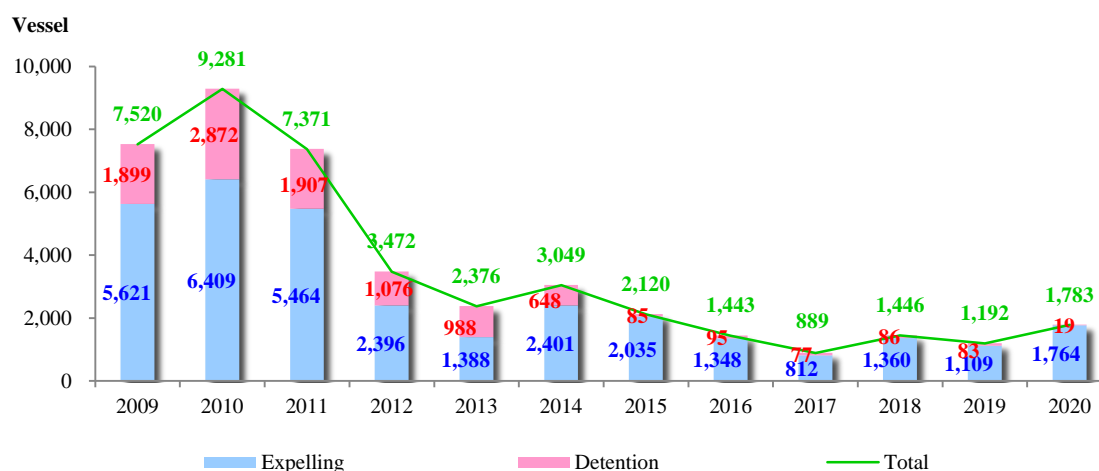
2.7 The Statistics of Banning about Illegal Trespass Fishing

To cease illegal trespassing the sea border from Mainland China fishermen and over fishing, to preserve our marine ecosystem and fishery resources, and in order to ensure fishermen's offshore safety and interests. In 2020, CGA continuously scheduled the service flexibly against the popular waters of trespass fishing by Mainland China vessels by the principle of "advanced deployment, preset troops, and flexible use", and timely reinforced the outlying islands enforcement energy by conducting regional joint defense unscheduled, and expanded the power of banning missions for the key areas, in terms of three northern isles, central waters, and Kinmen, Matsu and Penghu. In response to the COVID-19 prevention needs, strong expelling measures were adopted, resulting in an increase in expelling effectiveness and a decrease in detention cases.

In 2020, there were 1,783 vessels seized in 638 Banning about Illegal Trespass Fishing cases. There were 19 Detention vessels, all of which were Chinese nationality. Among 1,764 Expelling vessels, most were Chinese nationality of 1,697 vessels, accounting for 96.2%, and the next were Foreign nationality of 67 vessels, accounting for 3.8%, all Vietnamese nationality. Comparing with last year, 209 Banning about Illegal Trespass Fishing cases were increased, 591 banned vessels were increased. Among which, 64 Detention vessels were decreased and 655 Expelling vessels were increased.

If an observation is made by county/city, for Detention vessels, there were 7 vessels banned in Kinmen County, 4 vessels respectively in Penghu County and Lienchiang County as the top three, together accounting for 78.9%. As for the city/county, in which the number of Expelling Chinese nationality vessels was more than 100, Lienchiang County(400 vessels), New Taipei City (307vessels), Penghu County (247 vessels), Miaoli County (170 vessels), Taoyuan City (117 vessels) and Hsinchu City (115 vessels) were in turn, together accounting for 79.9%; and the Expelling Foreign (Vietnamese) nationality vessels were concentrated in Dongsha and Nansha sea area of Kaohsiung City, accounting for 95.5%.

Figure 2.14 The Statistics of Banning about Illegal Trespass Fishing of Vessels for Years



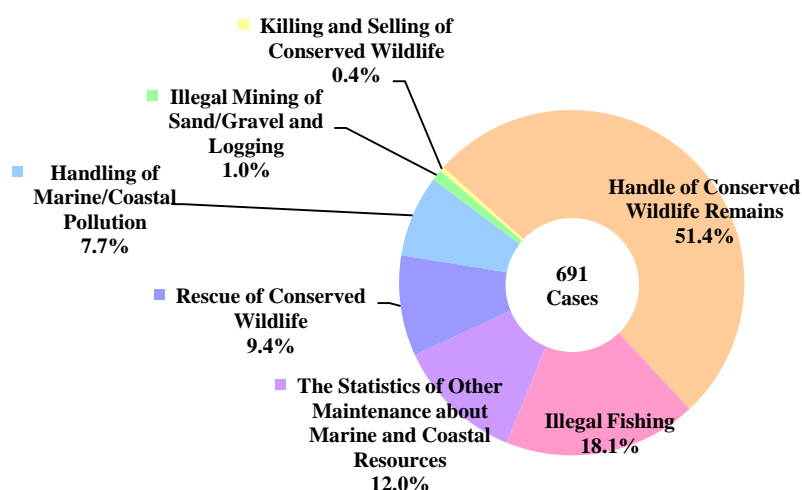
2.8 The Statistics of Maintaining Marine and Coastal Resources

In 2020, there were 271 suspects seized in 686 cases of Maintaining Marine and Coastal Resources. Comparing with last year, 111 cases were increased and 150 suspects were decreased. If cross-categories cases were counted, the total number of cases was 691, increased by 116 cases comparing with last year, mainly due to that CGA assisted the Ocean Conservation Administration to strengthen the patrol of ocean protected areas, and jointly protecting the marine ecology, resulting in an increase of 119 cases of Handle of Conserved Wildlife Remains.

To make an observation by seized category, 355 cases of Handle of Conserved Wildlife Remains were the most, accounting for 51.4%, following by 125 cases of Illegal Fishing (18.1%), 83 cases of The Statistics of Other Maintenance about Marine and Coastal Resources (12.0%), 65 cases of Rescue of Conserved Wildlife (9.4%), 53 cases of Handling of Marine/Coastal Pollution (7.7%), 7 cases of Illegal Mining of Sand/Gravel and Logging (1.0%), and 3 cases of Killing and Selling of Conserved Wildlife (0.4%) in turn.

To make an observation by seized sector, the Northern Branch seized 164 cases, accounting for 23.9% as the most, the Kinmen-Matsu-Penghu Branch seized 120 cases, accounting for 17.5% as the second, the Southern Branch and the Fleet Branch respectively seized 117 cases as the third, accounting for 17.1%. In terms of seized area, the top three were coast accounting for 59.2%, sea accounting for 20.0% and port accounting for 19.4% respectively. As for county/city, 99 seized cases in New Taipei City were the top, 97 seized cases in Penghu County and 94 seized cases in Pingtung County ranked 2nd and 3rd, among which Handle of Conserved Wildlife Remains was the major.

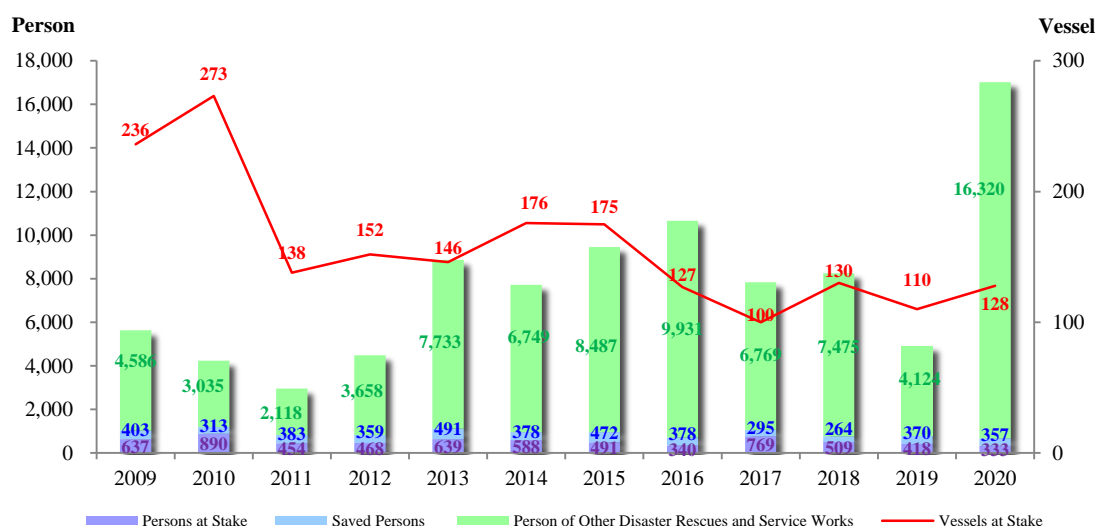
Figure 2.15 2020 The Statistics of Maintaining Marine and Coastal Resources



2.9 The Statistics of Disaster Rescues and Service Works

In 2020, there were 1,187 cases of Disaster Rescues and Service Works, including three categories as Rescue, LifeSaving, and Other Disaster Rescues and Service Works, among which “Rescue” means vessel at stake due to casualty, engine breakdown, collision, leakage, grounding, fired or propeller twist and rescued by CGA. “LifeSaving” means that persons who fell into the water, or injured, and became ill with fatal risk because engaged in the water work or activities that CGA carried out the rescue. As for “Other Disaster Rescues and Service Works”, it means the cases that CGA handled other disaster rescues and service works which cannot be classified to subclasses Rescue, LifeSaving, including Handling (Salvage) of Floating Corpses, Handling of Maritime Disputes, Guard Services of Vessel in Distress, Medical Evacuation Services of Emergent Injured and Patients in Outlying Islands and Offshore Islands, Passenger Transportation Managements and Material Relief Services, Rescue Services of Coastal Emergency, Safety Maintenances of Maritime Activities (Water Sports), and Others service works. They are described respectively as follows:

Figure 2.16 The Statistics of Disaster Rescues and Service Works for Years

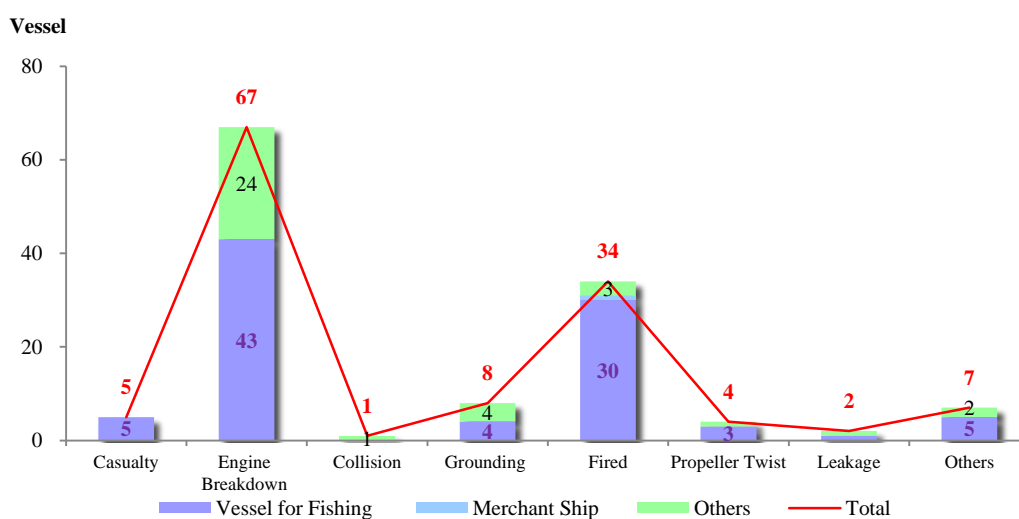


2.9.1 Rescue Statistics

In 2020, there were 121 rescue cases, 128 vessels at stake, and 333 persons at stake. Comparing with last year, 11 cases, 18 vessels were increased, and 85 persons were decreased respectively. To make an observation by incident handling areas, the top three were sea, port and coast in order, where 86 rescue cases (accounting for 71.1%), 86 vessels at stake, and 275 persons at stake were at sea, with an increase of 7 cases, 7 vessels, and a decrease of 79 persons comparing with last year; 22 cases (18.2%), 29 vessels, and 29 persons were at port, with an increase of 5 cases, 12 vessels, and a decrease of 5 persons. There were 12 cases (9.9%), 12 vessels, and 28 persons were at coast, the same as last year.

In 2020, there were 91 vessels for fishing at stake with most types of fishing vessels, fishing rafts and sampans, accounting for 71.1%. Among the causes of marine incident, engine breakdown was the major, accounting for 52.3%, fired as the second, accounting for 26.6%, and grounding as the third, accounting for 6.3%. As for the vessel rescue results, CGA towed 81 vessels as the major, accounting for 63.3%. As for the rescue results of persons at stake, rescued persons accounted for 97.6%; dead and missing persons respectively accounted for 1.8% and 0.6%.

Figure 2.17 2020 The Causes of Vessel at Stake Statistics



2.9.2 LifeSaving Statistics

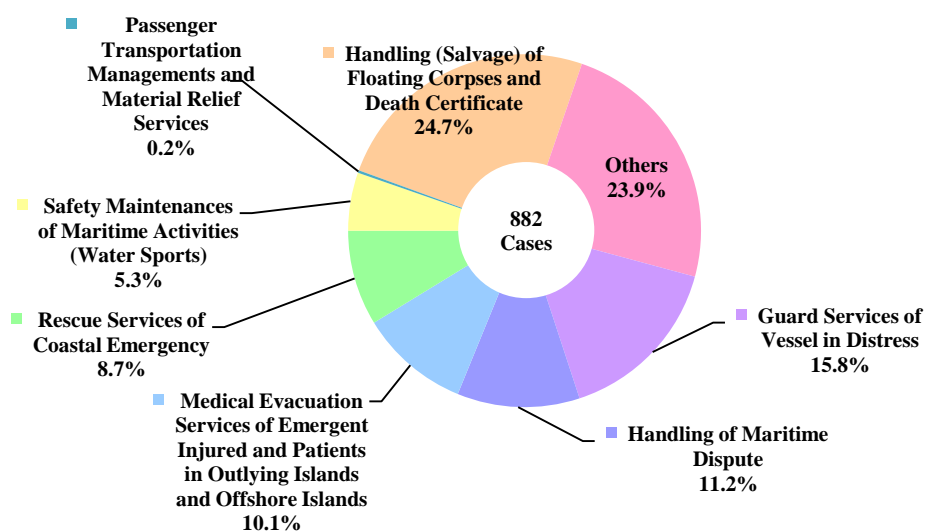
In 2020, there were 261 LifeSaving cases and 357 saved persons. Comparing with last year, 19 cases were increased, 13 saved persons were decreased. To make an observation by the incident handled areas, the cases happened at coast, sea, and port were the major, together accounting for 96.9%. Among the incident handled county/city in which the number of cases more than 20, New Taipei City, Kaohsiung City, Pingtung County, Taitung County and Yilan County were in turn, together accounting for 52.5%. As for the rescue results of persons at stake, rescued persons accounted for 75.1%; dead and missing persons respectively accounted for 19.6% and 5.3%.

2.9.3 Other Disaster Rescues and Service Works Statistics

In 2020, there were 834 Other Disaster Rescues and Service Works cases, and 16,320 persons of disaster rescues and service works. Comparing with last year, 191 cases were increased; 12,196 persons of disaster rescues and service works were increased, mainly due to cooperating with various guard activities such as inter-coastal, sea (water) beach cleaning, and close to the sea, served persons of Others, Safety Maintenances of Maritime Activities (Water Sports), respectively increased by 6,474 and 3,124 persons; and the number of Passenger Transportation Managements and Material Relief Services increased by 2,238 due to epidemic prevention and inspection in the port area and the supplies rescue to Lanyu, Taitung. To make an observation by handled sector, there were 405 cases handled by the Fleet Branch, accounting for 48.6% as the major. Among the incident handled county/city, 113 cases were handled in Taitung County as the most, following by 85 cases handled in Kaohsiung City, and 72 cases handled in New Taipei City in turn.

For additional cross-category cases statistics, among total 882 Other Disaster Rescues and Service Works cases in 2020, most were five categories as Handling (Salvage) of Floating Corpses and Death Certificate, Others, Guard Services of Vessel in Distress, Handling of Maritime Dispute, and Medical Evacuation Services of Emergent Injured and Patients in Outlying Islands and Offshore Islands, together accounting for 85.7%.

Figure 2.18 2020 Structure of Other Disaster Rescues and Service Works



2.10 The Statistics of Other Business Performance

In 2020, there were in total of 2,212 cases for Other Business Performance seized. Comparing with last year, the number of seized cases increased by 178 or 8.8%, mainly due to the increase of 309 cases of Banning Trespass Non-Fishing Vessels and the decrease of 178 Seizure of Undocumented Migrant Worker Cases, resulting in an increase of 144 Others Cases.

To make an observation by handled sector, it is found that the Fleet Branch seized 998 cases as the most, accounting for 45.1%, among which Dealing with Project Services Cases such as Fishing Protection and Patrol Operations at Economic Zone were the major. The Kinmen-Matsu-Penghu Branch seized 623 cases, accounting for 28.2%, among which Dealing with Violation of Vessel and Fishery Management Cases was the major.

For additional cross-category cases statistics, among total 2,265 cases for Other Business Performance seized in 2020, the top three categories were as follows: 889 Dealing with Violation of Vessel and Fishery Management Cases as the most, accounting for 39.2%, 785 cases of Others (391 cases of Banning Trespass Non-Fishing Vessels, 151 Seizure of Undocumented Migrant Worker Cases and 133 cases of Persons under Entry Management Found by Security Inspection included) as the second, accounting for 34.7%, and 501 Dealing with Project Services Cases (470 Fishing Protection and Patrol Operations at Economic Zone cases included) as the third, accounting for 22.1%.

Figure 2.19 The Statistics of Other Business Performance

